

hello there, welcome to

The **Interactive** *Art Display*

Presented by
Mary Jo Allegra, Friends Academy, New York

The ARTS are grounded in PROCESS
and are not limited to product

What is the role of the art display?





What are the components of a successful art display?

Written Summary & Developmental Rational

Interactive Questions

Student Anecdotes & Reflections

Process Photos

THIRD GRADE PAPER COLLAGE

Inspired by artist, Henri Matisse, third grade artists explored the art of cutting by "drawing with their scissors". This phrase was coined by Matisse who created collages made from shapes that were curved and flowing called **organic shapes**. Students first created a large collection of organic shapes then arranged them into a paper collage over a background of geometric shapes. They discovered positive and negative shapes by saving the scrap from which they cut and layered their creations into a colorful quilt of imaginative forms.



What do these organic shapes remind you of?

Positive shapes are like solid shapes with
no hole or center like a flat area
or spot with no space inside of it.
—Cora

Supporting Text

"DRAWING WITH SCISSORS" what's it all about?






Where do you see **shading**?

Do you notice **textures**?

Can you find **guidelines** that help the artist map out the whole drawing in proportion?

Do you find a drawing that uses light and loose lines and looks like a **sketch**?

What techniques do you use when you begin a new drawing?



Where do you see shading?

What techniques do you use when you begin a new drawing?

Works in progress communicate the developmental attributes of the art process.

Does the art displayed need to be COMPLETE?

Engage the viewer

Can you find shapes that have edges and corners?

What type of shapes do you often find outdoors and in nature?

Why do you think that is?

Artist, Henri Matisse was fascinated by patterns and color. He spent most of his career painting works of art inspired by textiles. When he was older and unable to move around on his feet, Matisse spent his days cutting unique **organic** shapes out of colored paper.

Can you find shapes that are curvy and round? These are **organic** shapes.

Can you spot the shapes that have edges and corners? These are called **geometric** shapes.

What type of shapes do you often find outdoors and in nature? Why do you think that is?

Organic shape



My shape is a
organic shape
because there is
no pointy edges.






WHAT IS AN **ORGANIC** SHAPE?



Organic Shapes have no sides
no corners, no names. Organic
Shapes are like a blob-Luke


Organic shapes have all curvy waves.
They don't have any straight lines.
anadilla





ORGANIC vs. GEOMETRIC

How are these shapes different?
Where can you find them?



Geometric shapes have only straight or diagonal lines like quadrangles and other straight shapes. - Daniel B.

WHAT IS A **GEOMETRIC** SHAPE?

Benji:
Geometric shapes are shapes that have points or lines or tips on the corners.



Preliminary sketches show the progression of a unit of study

Process Photos





Capturing the children working in the studio environment illustrates the art experience as a whole.

Zooming in on a child's hands and a material illustrates the care and skill that is practiced when exploring a technique.

Every Picture Tells a Story



Photographs of the art process can be narrated by students




Organic shapes are squigly and they look like blobs. - Michael

Organic Shapes have no straight lines they are only squigly lines. - Peter



"DRAWING WITH SCISSORS" what's it all about?



Drawing with scissors is like drawing with a pencil but with scissors. - Ava

Cut like you are drawing a picture. - Theoni


Observational Drawing: *Drawing to Understand*



Nobody sees a flower
really; it is so small. We
haven't time, and to see
takes time - like to have a
friend takes time.

Georgia O'Keefe

OCT 21 2013



Including a photograph of the observed object alongside the work of art allows us to see how a child views their environment.



Maris




It has a lot of bumps! I used triangles (to show the bumps) and bumpy lines. It is sort of getting to a pattern... like across down straight and across and then, you make a pattern.

The art display now doubles as an assessment of student understanding.

DRAWING HUMANS

Carina and Sadie work close together on the same paper, giving the two a opportunity for dialogue and guidance. Sadie draws herself and Carina while Carina draws Mia. Carina is careful to add important distinguishing marks such as the ears, hair, arms and rings.



Carina: Sadie, do you like Mia? (her drawing in pink)

Sadie: Yeah. Don't forget to make the ears.

Carina: Ok. Those are the ears. That's the hair there. hair, hair hair.

Sadie: Mia's going to have fairies.

Carina: But I don't know how to make the rings. Arm, Arm. And now can you make the hands? (to Sadie)

Sadie: Yeah.

Post-it notes encourage
parents to share comments



Apr 23, 2014



Apr 24, 2014



Apr 28, 2014



Apr 29, 2014



Apr 30, 2014



Apr 30, 2014



May 1, 2014



May 12, 2014



May 13, 2014



May 14, 2014



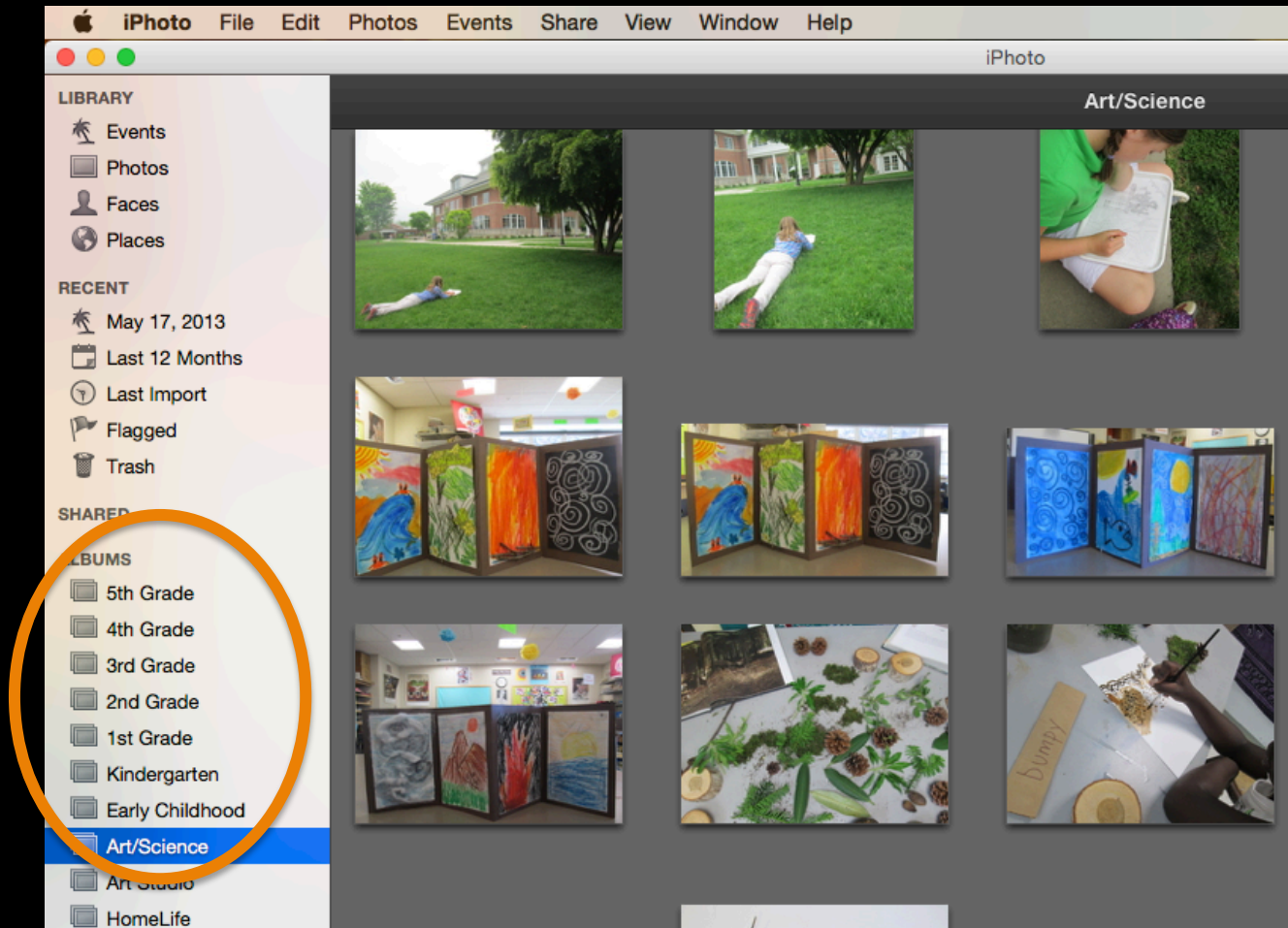
May 14, 2014



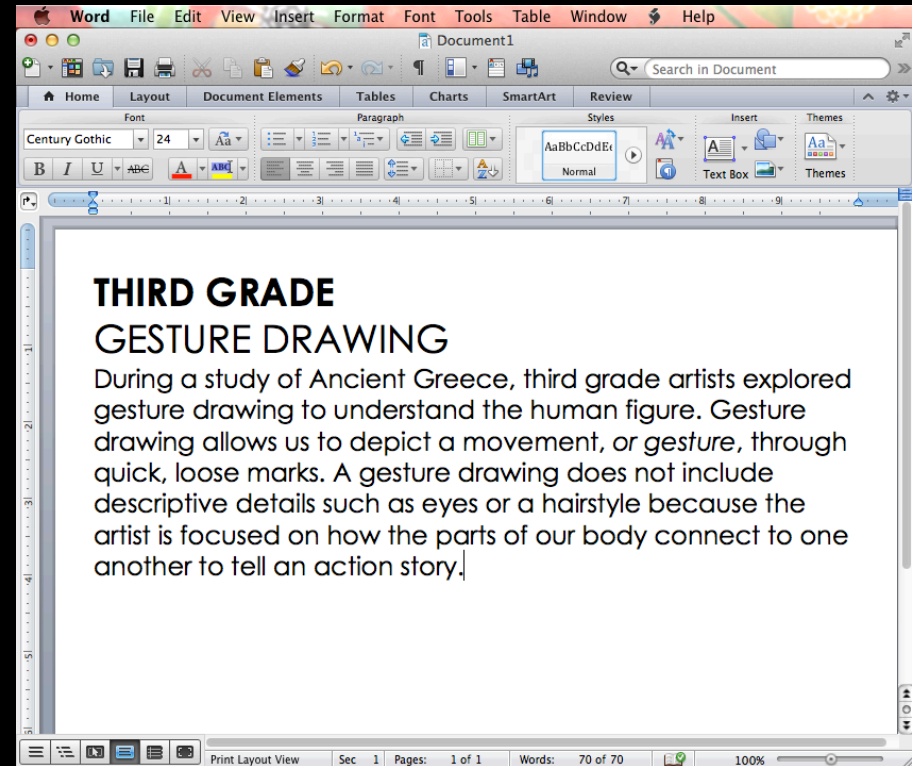
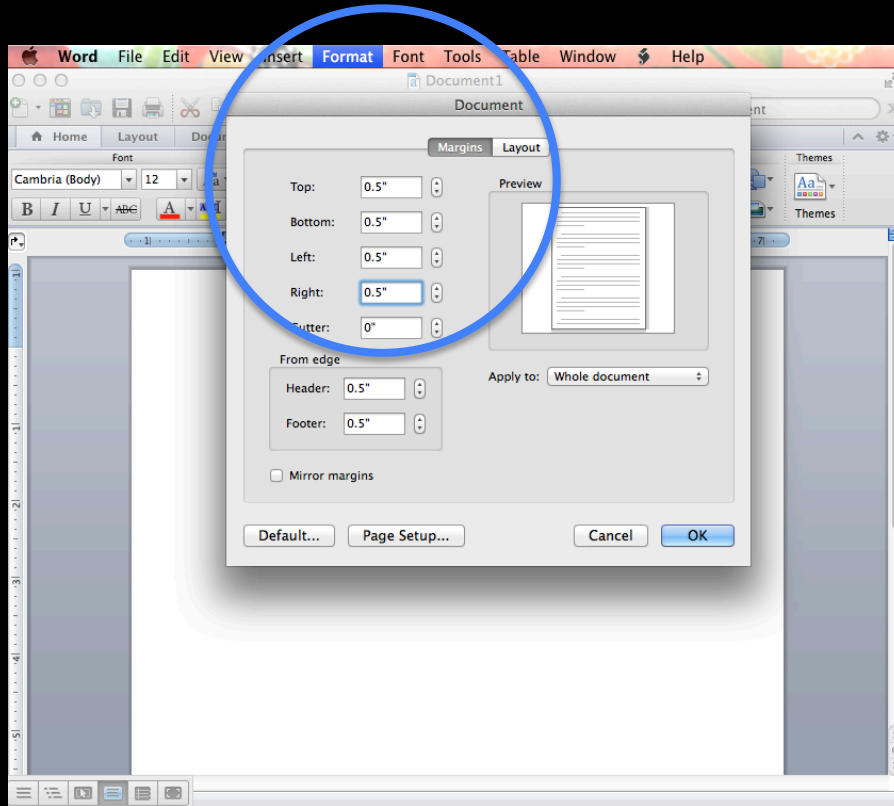
May 15, 2014

Organization

Photos can be organized by grade level albums when you upload



Archiving your **written summaries** sets you free from re-inventing the wheel



What is the role of the art display?



“By observing and listening to children, we can discover a way of truly seeing and getting to know them. In doing so we also become able to respect them for who they are and what they would like to communicate to us.”



Thanks for visiting and sharing my passion
in the ***INTERACTIVE ART DISPLAY***...

Do you want to continue our conversation?
contact Mary Jo at:

mjallegra@gmail.com

For more inspiration and to download a copy of this
presentation visit my blog at:

sunporchstudio.com